



Chameleon Curve

Whiteboards for offices

Content

Why choose Chameleon Curve?

Page 3

Effortless installation

Page 4

Why Chameleon?

Page 5

Chameleon available in pCon

Page 6

Specifications

Page 7

Experience Curve in your project

Page 11



Curve Whiteboard vertical

Why choose Chameleon Curve?

Chameleon Curve is more than a whiteboard. It is a visually calm communication surface that supports collaboration and preserves aesthetic harmony. The minimalist design, the invisible mounting and the ceramic steel writing surface make Curve a durable feature in any professional work environment.

✓ Professional and durable

The magnetic ceramic steel surface is scratch resistant, colourfast and easy to maintain even with intensive daily use. Ideal for meeting rooms, project spaces and flexible work environments.

✓ Smooth integration

Where traditional whiteboards often disrupt an interior, Curve blends seamlessly into the space. Thanks to the magnetic mounting system, the board appears to float against the wall with no visible fixings.

✓ Colour and appearance

Choose from glossy white (High Gloss), the classic Chalk surface or the soft matt tones of SatinTones. This ensures Curve aligns perfectly with the materials and atmosphere of the office interior.

Expertly crafted in the Netherlands

Every Curve whiteboard is produced in the Netherlands with precision and craftsmanship. Chameleon Curve panels are built from three carefully selected layers: a writing surface, a core and a backing plate.

After production, each surface is visually inspected and finished by hand. The clean lacquered edges and the frameless design create a refined appearance that

suits high-end office environments.

By combining modern technology with skilled workmanship, the result is a whiteboard that is not only functional but also enhances calm and character in the space.

Effortless installation

Our mounting system consists of two components that together create a revolution in installation:



Magnetic installation system

1. Magnetic plates on the wall

These steel plates, equipped with a powerful magnetic sheet, are securely fixed to the wall with four screws per plate. The required number of plates depends on the size of the whiteboard to ensure safe and stable mounting. The plates form the foundation yet remain invisible after installation. This combination of simplicity and certainty has also been independently tested: the system is TÜV certified, ensuring reliability, safety and long lasting performance.

2. Whiteboards with a magnet receptive backing sheet

The rear side of every Chameleon whiteboard features a thin steel layer. This allows the panel to attach directly to the magnetic plates the moment you place it against the wall. No sliding, no tilting and no visible mounting points. The result is a clean and solid finish. The whiteboard appears to float against the wall. No screw heads. No rails. Only design and function in perfect balance.

Install the way you want, fast and stylish

Curve can be mounted effortlessly in both vertical and horizontal orientation thanks to its smart TÜV certified magnetic mounting system. This flexibility allows the board to fit perfectly with the design and use of the space. For maximum ease of installation use glass lifters (51508.010).



Curve whiteboard horizontal



Curve whiteboard vertical

Why Chameleon?

You don't choose a Chameleon product just for its high-quality design and proven reliability. You also choose a partner who thinks along with you, responds quickly, and works together to build sustainable solutions. What makes Chameleon unique?

Flexibility is in our DNA

Whether it concerns customisation, a quick adjustment in scheduling, or specific project requirements, we respond swiftly. Our family business is set up to be customer-focused and agile, without compromising on quality or service.



Local production, visible craftsmanship

All Chameleon products are manufactured in-house, in our modern production facilities in Geldrop, near Eindhoven. Here, we combine craftsmanship with technology, with care for people and the environment. We warmly invite customers and partners to see firsthand how we ensure quality, sustainability, and transparency.

Built for the future

Our products are made to last. That's why we offer a lifetime warranty on the ceramic steel writing surface. A long lifespan means less waste, fewer replacements, and therefore a smaller ecological footprint.

Sustainability

As a brand of Smit Visual, we take our responsibility for people and the planet seriously. We continuously work on making our processes, materials, and products more sustainable. For example, we use FSC-certified wood and hold ISO 14001 and Ecovadis Gold certifications. Sustainability is not a project, but an attitude embedded in our daily work.



Chameleon available in pCon

The Chameleon product portfolio is an addition to any interior project where collaboration and creativity for end users are key objectives. The whiteboards and acoustic wall panels are available in pCon.planner, pCon.box, pCon Catalog, and pCon.facts.

Already using pCon? Then request our data directly via [pCon.login](#).

[Chameleon data request](#)

I am not using pCon yet

The globally renowned pCon platform is a 3D interior design software used by countless interior professionals. pCon offers various apps you can use. The main tool you need to create 3D visualisations is pCon.planner for laptop/desktop. This software is free to use and can be downloaded here. Don't forget to request the Chameleon data at the top of this page afterwards.

[Download pCon planner](#)

Additional pCon tools

Chameleon assortment items are freely accessible and can be downloaded as 3D files in pCon.catalog.

Configure Chameleon products and place them directly in a space using augmented reality. You can also upload 2D floor plans for precise placement.



pCon.facts

Always have access to product information, 3D models, and images of Chameleon products. Ideal for presentations.

The ultimate quotation tool with the CPQ (Configure, Price, Quote) application. Configure products and determine prices.

Specifications

What is Ceramic steel?


All Chameleon surfaces on this page feature a top layer of ceramic steel which is Cradle to Cradle Bronze certified. This enamel layer offers a hardness and smoothness comparable to glass. It provides the same scratch resistance and the same long lifespan. Chameleon offers the following ceramic steel surfaces:



SatinTones

SatinTones is a ceramic steel surface with a matt appearance. The surface brings calm to the space and remains perfectly legible from every viewing angle. It is also available in fifteen subtle colour tones. SatinTones is an excellent alternative to glassboards.

- ① **Application:** Whiteboard with a low gloss surface. S200 is also suitable for projection
- ① **Writing / erasing:** Whiteboard markers / dry erase
- ① **Panel edge colour:** Same colour as the surface
- ① **Maximum panel size:** 1180x2980 mm / 1480x2980 mm (S200 only)



High Gloss

This surface has a high gloss level although lower than glassboards. The benefit of the glossy finish is that markings are perfectly visible. This makes it ideal for presentations and situations where content is read from a distance, such as in offices.

- ① **Application:** Best selling whiteboard surface with a high gloss level
- ① **Writing / erasing:** Whiteboard markers / dry erase
- ① **Panel edge colour:** White
- ① **Maximum panel size:** 1180x2980 mm / 1480x2980 mm



HG100
High Gloss
S 0500-N
Cool Gray 1 C

Projection

This ultra matt surface shows no reflection whatsoever. Projection on this board therefore delivers the best possible image quality from projectors. The board is writable but erasing is considerably less easy. When cleaned with whiteboard spray it can be restored to a perfectly clean state.

- ① **Application:** Ultra matt surface, highly suitable for projection
- ① **Writing / erasing:** Whiteboard markers / wet erase
- ① **Panel edge colour:** White
- ① **Maximum panel size:** 1180x2980 mm / 1480x2980 mm



Projection
S 0500-N
Cool Gray 1 C

Chalk

Choosing a chalkboard comes with specific benefits. The most important is the ability to create nuances in writing by applying more or less pressure. The Chameleon chalkboard surface is manufactured with ceramic steel just like the whiteboard surfaces. As a result Chameleon chalkboards are perfectly erasable throughout their entire lifespan. The matt surfaces are available in green and grey.

- ① **Application:** Colourfast, wear resistant with an even colour tone
- ① **Writing / erasing:** Chalk / dry erase
- ① **Panel edge colour:** Black
- ① **Maximum panel size:** 1180x2980 mm / 1480x2980 mm (C301 only)



C300
Chalk Graphite
S 7000-N
Black 7C



C301
Chalk Canopy
S 6020-G
560 C

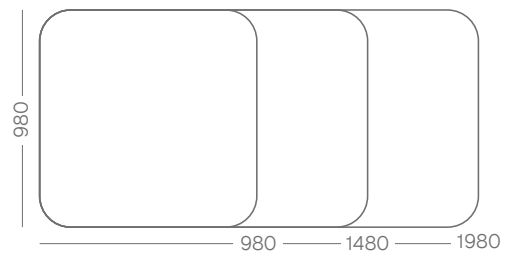
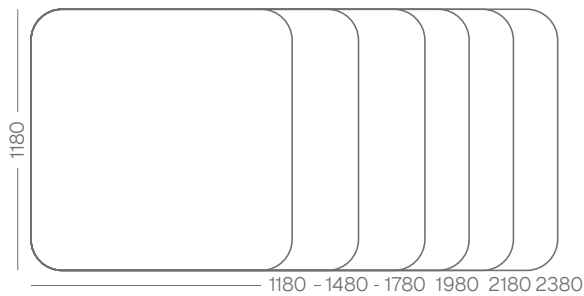


Close-up

General



Size (cm)	Art. no.	Gross weight	Net weight
118 x 238	16002.002 (+ code)	44,10	42,10
118 x 218	16002.013 (+ code)	37,00	29,00
118 x 198	16002.012 (+ code)	33,60	26,40
118 x 178	16002.003 (+ code)	33,51	31,51
118 x 148	16002.004 (+ code)	28,20	26,20
118 x 118	16002.014 (+ code)	24,00	22,00
98 x 198	16002.005 (+ code)	31,10	29,11
98 x 148	16002.006 (+ code)	22,70	21,70
98 x 98	16002.007 (+ code)	15,40	14,40
88 x 118	16002.009 (+ code)	16,60	15,50
58 x 88	16002.010 (+ code)	8,60	7,60




Technical

Properties:	- Magnetic and dry-erase - Suitable for very intensive use
Thickness:	10 mm
Mounting:	TÜV-certified magnetic mounting system
Warranty:	2 years
Surface warranty:	Lifetime on writeability and dry erasure



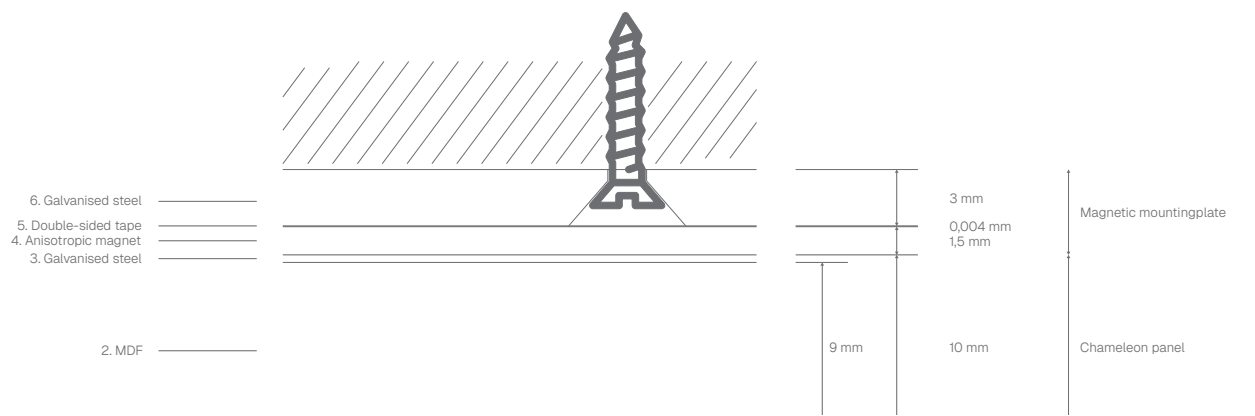
Construction Whiteboard panel

1. Surface:	Ceramic steel 0.4 mm (Indoor Air Quality Certified to SCS-EC10.3-2014 v4.0)
2. Carrier:	MDF 9 mm (FSC 70%)
3. Backing:	0.4 mm galvanized steel sheet
4. Finish:	Painted edges, see page 7



Construction Magnetische mounting plate

5. Magnetic sheet:	Anisotropic magnet, 1,5 mm thick
6. Adhesive layer:	Double-sided tape
7. Mounting plate:	Gegalvanised-steel plate, 3 mm thick, with holes for screwing



Packaging

Type:	Crate
Content:	Chameleon whiteboard panel, mounting plate, screws, dowels and mounting instructions
Packaging unit:	1 unit
Materials:	Wood, cardboard, polyethylene protection tube
Size:	Size board + 3 cm width, 3 cm depth, 4 cm height

Experience Curve in your project

Curious to see how Chameleon Curve fits into your interior design?

We're happy to support you, from samples to custom solutions, from pCon files to showroom visits.

What you can do:

[Request a colour or material sample](#)

[Download pCon-data for project visualisations](#)

[Schedule a consultation with a product specialist](#)

[Visit our showroom by appointment](#)

Smit Visual B.V.

Spaarpot 120-122
5667 KZ Geldrop
The Netherlands

+31(0)40 - 280 85 00
info@smit-visual.nl
chameleonwriting.com