

Chameleon Curve

Specifications



Chameleon quality

The core of the Chameleon range is formed by the whiteboard. A Chameleon whiteboard can be recognized for its quality, which is visible in four ways:

1. Durability: Chameleon whiteboards are 10 mm thick with a robust, water-repellent MDF core (FSC-certified, see sustainability).
2. Surface: Chameleon whiteboards feature high-quality magnetic enamel steel, recognizable by a smooth surface without imperfections. We offer a lifetime warranty on writing and erasing on all enamel surfaces. Below is an overview of our enamel surface options.
3. Finish: Chameleon whiteboards are machine-cut and then hand-finished. We pay great attention to the finishing process.
4. Installation: Chameleon uses a unique TÜV-certified mounting system that works with magnetic plates.



Chameleon surfaces

What is Ceramic Steel?

All Chameleon surfaces on this page feature a top layer of ceramic steel. This is an enamel layer that, in terms of hardness and smoothness, is comparable to glass. So, it's just as scratch-resistant and has the same long lifespan. Chameleon offers the following ceramic steel surfaces:

High Gloss

This is the most popular whiteboard surface. It has a high gloss level, though slightly less than glass whiteboards. The benefit of the glossy surface is that markings are perfectly visible, making it ideal for presentations and situations where reading from a distance is important, such as in schools.

SatinTones

SatinTones is a ceramic steel surface with a matte finish. The surface exudes calmness and is perfectly readable from all viewing angles. Additionally, this surface is available in six subtle color shades. SatinTones is a good alternative to glass whiteboards.

Chalk

Choosing a chalkboard comes with specific reasons. The most important is that chalk allows for nuances by pressing harder or softer. Chameleon chalkboard surfaces, like the whiteboard surfaces, are made with ceramic steel. This ensures that Chameleon chalkboards can be wiped clean perfectly, even after long use. The matte surfaces are available in green and gray.


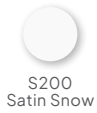
Projection

This extremely matte surface shows no reflections. Projecting on this board delivers the best possible image quality from projectors. The board is writable, but erasing is more difficult. However, with the use of whiteboard spray, it can be cleaned effectively.


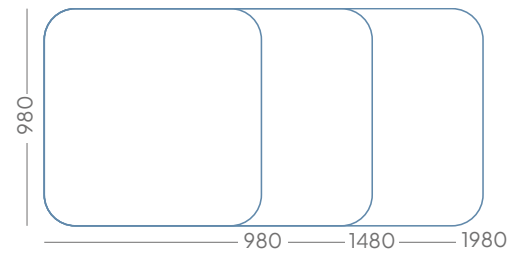
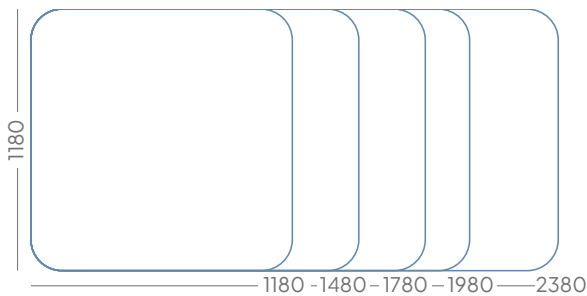
Type	Surface + code	Colour	Description	Writing / erasing	Panel edge colour	Maximum dimension
High Gloss	High Gloss HG100		Most popular whiteboard surface with a high gloss finish	Whiteboard markers / dry erase	White lacquered	1480x2980 mm
	Satin Snow S200		White whiteboard with a somewhat matte surface, also suitable for projection.	Whiteboard markers / dry erase	White lacquered	1180x2980 mm
SatinTones *	Satin Stone S201		Grey whiteboard with a somewhat matte surface, also suitable for projection.	Whiteboard markers / dry erase	Grey lacquered	1180x2980 mm
	Satin Aqua S202		Blue whiteboard with a somewhat matte surface, also suitable for projection.	Whiteboard markers / dry erase	Blue lacquered	1180x2980 mm
	Satin Leaf S203		Green whiteboard with a somewhat matte surface, also suitable for projection.	Whiteboard markers / dry erase	Green lacquered	1180x2980 mm
	Satin Almond S204		Beige whiteboard with a somewhat matte surface, also suitable for projection.	Whiteboard markers / dry erase	Beige lacquered	1180x2980 mm
	Satin Blossom S205		Pink whiteboard with a somewhat matte surface, also suitable for projection.	Whiteboard markers / dry erase	Pink lacquered	1180x2980 mm
Chalk *	Chalk Graphite C300		Colourfast, durable surface with a soft and even colour distribution	Chalk / dry erase	Black lacquered	1180x2980 mm
	Chalk Canopy C301		Colourfast, durable surface with a soft and even colour distribution	Chalk / dry erase	Black lacquered	1480x2980 mm
Projection **	Projection		Very matte surface, suitable for projection	Whiteboard markers / wet erase	White lacquered	1480x2980 mm



General



Size (cm)	Art. no.	Gross Weight	Net Weight
118 x 238	16002.002 (+ code)	55 kg	42,13 kg
118 x 198	16002.012 (+ code)	40 kg	39,00 kg
118 x 178	16002.003 (+ code)	44 kg	35,00 kg
118 x 148	16002.004 (+ code)	28 kg	20,10 kg
118 x 118	16002.014 (+ code)	24 kg	17,30 kg
98 x 198	16002.005 (+ code)	37 kg	29,10 kg
98 x 148	16002.006 (+ code)	29 kg	21,80 kg
98 x 98	16002.007 (+ code)	21 kg	14,50 kg
88 x 118	16002.009 (+ code)	22 kg	15,80 kg
58 x 88	16002.010 (+ code)	12 kg	7,70 kg



Technical

Properties:

- Magnetic and dry-erase
- Suitable for very intensive use

Thickness: 10 mm

Corner radius: 140 mm

Mounting: TÜV-certified magnetic mounting system

Warranty: 2 years


Surface Warranty: Lifetime on writeability and dry erasure



Construction

Whiteboard panel

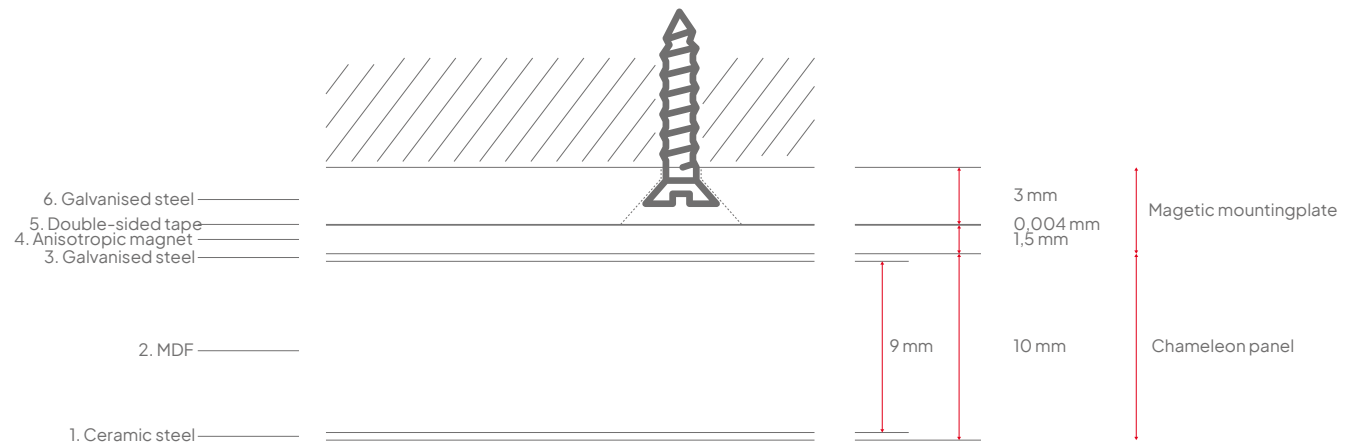
1. Surface:	Ceramic steel 0.4 mm (Indoor Air Quality Certified to SCS-EC10.3-2014 v4.0)
2. Carrier:	MDF 9 mm (FSC 70%)
3. Backing:	0.4 mm galvanized steel sheet
4. Finish:	Painted edges, see page 3



Construction

Magnetic mounting plate

5. Magnetic sheet:	Anisotropic magnet, 1,5 mm thick
6. Adhesive layer:	Double-sided tape
7. Mounting plate:	Gegalvanised-steel plate, 3 mm thick, with holes for screwing



Packaging

Type:	Crate
Content:	Chameleon whiteboard panel, mounting plate, screws, dowels and mounting instructions
Packaging unit:	1 unit
Materials:	Wood, cardboard, polyethylene protection tube
Size:	Size board + 3 cm width, 3 cm depth, 4 cm height