

# Chameleon Curve

## Specifications

---



# Chameleon quality

The core of the Chameleon range is formed by the whiteboard. A Chameleon whiteboard can be recognized for its quality, which is visible in four ways:

1. Durability: Chameleon whiteboards are 10 mm thick with a robust, water-repellent MDF core (FSC-certified, see sustainability).
2. Surface: Chameleon whiteboards feature high-quality magnetic enamel steel, recognizable by a smooth surface without imperfections. We offer a lifetime warranty on writing and erasing on all enamel surfaces. Below is an overview of our enamel surface options.
3. Finish: Chameleon whiteboards are machine-cut and then hand-finished. We pay great attention to the finishing process.
4. Installation: Chameleon uses a unique TÜV-certified mounting system that works with magnetic plates.



## Chameleon surfaces

### What is Ceramic Steel?

All Chameleon surfaces on this page feature a top layer of ceramic steel. This is an enamel layer that, in terms of hardness and smoothness, is comparable to glass. So, it's just as scratch-resistant and has the same long lifespan. Chameleon offers the following ceramic steel surfaces:

### High Gloss

This is the most popular whiteboard surface. It has a high gloss level, though slightly less than glass whiteboards. The benefit of the glossy surface is that markings are perfectly visible, making it ideal for presentations and situations where reading from a distance is important, such as in schools.

### SatinTones








SatinTones is a ceramic steel surface with a matte finish. The surface exudes calmness and is perfectly readable from all viewing angles. Additionally, this surface is available in six subtle color shades. SatinTones is a good alternative to glass whiteboards.

### Chalk

Choosing a chalkboard comes with specific reasons. The most important is that chalk allows for nuances by pressing harder or softer. Chameleon chalkboard surfaces, like the whiteboard surfaces, are made with ceramic steel. This ensures that Chameleon chalkboards can be wiped clean perfectly, even after long use. The matte surfaces are available in green and gray.



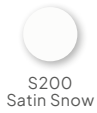
### Projection

This extremely matte surface shows no reflections. Projecting on this board delivers the best possible image quality from projectors. The board is writable, but erasing is more difficult. However, with the use of whiteboard spray, it can be cleaned effectively.

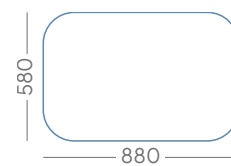
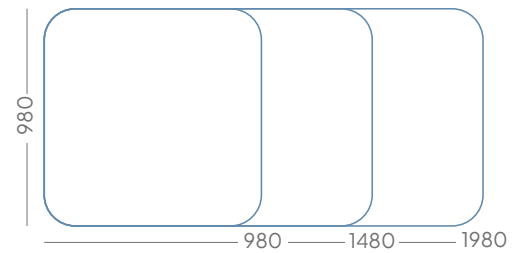

| Type          | Surface + code      | Colour  | Description   | Writing / erasing              | Panel edge colour | Maximum dimension |
|---------------|---------------------|---|---|--------------------------------|-------------------|-------------------|
| High Gloss    | High Gloss HG100    |    | Most popular whiteboard surface with a high gloss finish                      | Whiteboard markers / dry erase | White lacquered   | 1480x2980 mm      |
|               | Satin Snow S200     |    | White whiteboard with a somewhat matte surface, also suitable for projection. | Whiteboard markers / dry erase | White lacquered   | 1180x2980 mm      |
| SatinTones *  | Satin Stone S201    |    | Grey whiteboard with a somewhat matte surface, also suitable for projection.  | Whiteboard markers / dry erase | Grey lacquered    | 1180x2980 mm      |
|               | Satin Aqua S202     |    | Blue whiteboard with a somewhat matte surface, also suitable for projection.  | Whiteboard markers / dry erase | Blue lacquered    | 1180x2980 mm      |
|               | Satin Leaf S203     |    | Green whiteboard with a somewhat matte surface, also suitable for projection. | Whiteboard markers / dry erase | Green lacquered   | 1180x2980 mm      |
|               | Satin Almond S204   |    | Beige whiteboard with a somewhat matte surface, also suitable for projection. | Whiteboard markers / dry erase | Beige lacquered   | 1180x2980 mm      |
|               | Satin Blossom S205  |    | Pink whiteboard with a somewhat matte surface, also suitable for projection.  | Whiteboard markers / dry erase | Pink lacquered    | 1180x2980 mm      |
| Chalk *       | Chalk Graphite C300 |    | Colourfast, durable surface with a soft and even colour distribution          | Chalk / dry erase              | Black lacquered   | 1180x2980 mm      |
|               | Chalk Canopy C301   |  | Colourfast, durable surface with a soft and even colour distribution          | Chalk / dry erase              | Black lacquered   | 1480x2980 mm      |
| Projection ** | Projection          |  | Very matte surface, suitable for projection                                   | Whiteboard markers / wet erase | White lacquered   | 1480x2980 mm      |



## General



| Size (cm) | Art. no.           | Gross Weight | Net Weight |
|-----------|--------------------|--------------|------------|
| 118 x 238 | 16002.002 (+ code) | 55 kg        | 42,13 kg   |
| 118 x 198 | 16002.012 (+ code) | 40 kg        | 39,00 kg   |
| 118 x 178 | 16002.003 (+ code) | 44 kg        | 35,00 kg   |
| 98 x 198  | 16002.005 (+ code) | 37 kg        | 29,10 kg   |
| 98 x 148  | 16002.006 (+ code) | 29 kg        | 21,80 kg   |
| 98 x 98   | 16002.007 (+ code) | 21 kg        | 14,50 kg   |
| 88 x 118  | 16002.009 (+ code) | 22 kg        | 15,80 kg   |
| 58 x 88   | 16002.010 (+ code) | 12 kg        | 7,70 kg    |



## Technical

- Properties:**
- Magnetic and dry-erase
  - Suitable for very intensive use

**Thickness:** 10 mm

**Corner radius:** 140 mm

**Mounting:** TÜV-certified magnetic mounting system

**Warranty:** 2 years


**Surface Warranty:** Lifetime on writeability and dry erasure



# Construction

## Whiteboard panel

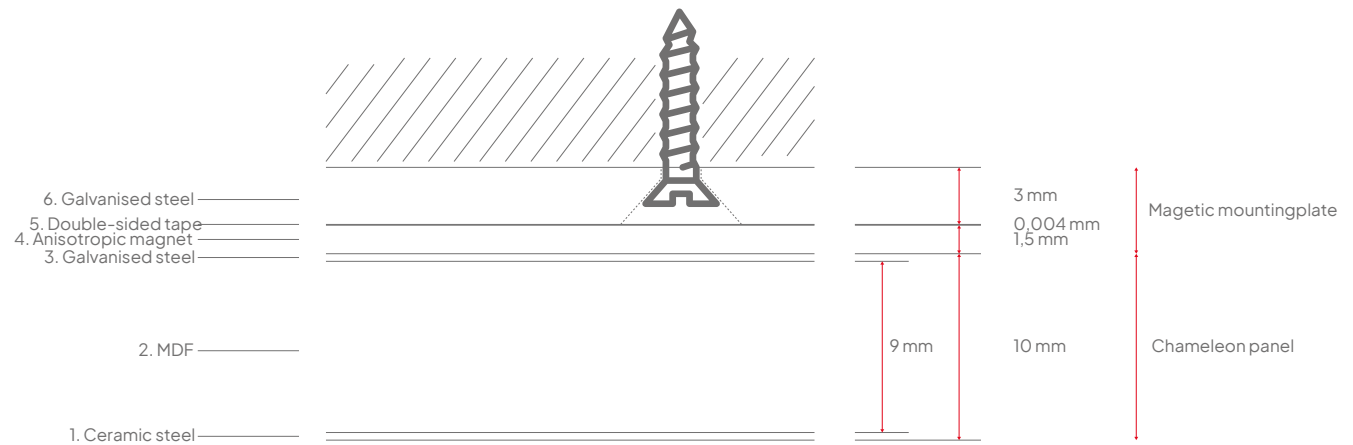
|                    |   |
|--------------------|---|
| <b>1. Surface:</b> | Ceramic steel 0.4 mm (Indoor Air Quality Certified to SCS-EC10.3-2014 v4.0) |
| <b>2. Carrier:</b> | MDF 9 mm (FSC 70%)  |
| <b>3. Backing:</b> | 0.4 mm galvanized steel sheet   |
| <b>4. Finish:</b>  | Painted edges, see page 3   |



# Construction

## Magnetic mounting plate

|                           |   |
|---------------------------|---|
| <b>5. Magnetic sheet:</b> | Anisotropic magnet, 1,5 mm thick                              |
| <b>6. Adhesive layer:</b> | Double-sided tape   |
| <b>7. Mounting plate:</b> | Gegalvanised-steel plate, 3 mm thick, with holes for screwing |



# Packaging

|                        |  |
|------------------------|--|
| <b>Type:</b>           | Crate  |
| <b>Content:</b>        | Chameleon whiteboard panel, mounting plate, screws, dowels and mounting instructions |
| <b>Packaging unit:</b> | 1 unit   |
| <b>Materials:</b>      | Wood, cardboard, polyethylene protection tube  |
| <b>Size:</b>           | Size board + 3 cm width, 3 cm depth, 4 cm height                                     |